






Anti-Human CD300e (IREM-2) (UP-H2)

			
PE	IREM2PE-100T	100 test	
APC	IREM2A-100T	100 test	
APC-C750	IREM2AC750-100T	100 test	
PerCP-Cyanine5.5	IREM2PPC5.5-100T	100 test	

1. PRODUCT DESCRIPTION

- **Clone:** UP-H2;
- **Isotype:** IgG1;
- **Tested application:** flow cytometry;
- **Immunogen:** The anti-IREM2 monoclonal antibody derives from IREM-2-HA-transfected cells;
- **Species reactivity:** Human;
- **Storage instruction:** store in the dark at 2-8 °C;
- **Storage buffer:** aqueous buffered solution containing protein stabilizer and 0.09% sodium azide (NaN₃);
- **Recommended usage:** Immunostep's IREM-2, clone UP-H2, is a monoclonal antibody intended for the identification and enumeration of human sample lymphocytes that express IREM2 using flow cytometry. This reagent is effective for direct immunofluorescence staining of human tissue for flow cytometric analysis using 1 test for 10⁶ cells;
- **Presentation:** liquid;
- **Source:** Supernatant proceeding from an in vitro cell culture of a cell hybridoma;
- **Purification:** Affinity chromatography;
- **Other names:** CD300e, alfa-mar, mar, CMRF35-like molecule 2, CLM-2, CD300 antigen-like family member E, CMRF35-A5, Immune receptor expressed on myeloid cells 2, Polymeric immunoglobulin receptor 2, PlgR-2, Poly-Ig receptor 6;
- **Gene ID:** 342510;
- **Molecular weight:** 34 kDa.

2. ANTIGEN DETAILS

Large description: This antibody reacts with the CD300e antigen, which is specific for monocytes and myeloid dendritic cell line. In normal peripheral blood should be positive for 80% of monocytes. This antibody can be used to classify different types of myeloid leukemias, especially with monocytic components. Monoclonal antibody anti-IREM2 of Immunostep can be used to classify different types of myeloid leukemias, especially monocytic line.⁽¹⁻⁴⁾

3. WARRANTY

Warranted only to conform to the quantity and contents stated on the label or in the product labelling at the time of delivery to the customer. Immunostep disclaims hereby other warranties.

Immunostep's sole liability is limited to either the replacement of the products or refund of the purchase price.

4. ADDITIONAL INFORMATION

For research use only. Not for diagnostic use.

Not for resale. Immunostep will not be responsible of violations that may occur with the use of this product. Any use of this product other than the specified in this document is strictly prohibited.







Unless otherwise indicated by Immunostep by written authorization, this product is intended for research only and is not to be used for any other purpose, including without limitation, for human or animal diagnostic, therapeutic or commercial purposes.

Please, refer to www.immunostep.com technical support for more information.

5. REFERENCES

1. Brchalo T, Calzetti F, Perez-Cabezas B, Borrás FE, Cassatella MA, Lopez-Botet M. Functional analysis of the CD300e receptor in human monocytes and myeloid dendritic cells. Eur J Immunol Mar;40(3):722-32.
2. van Dongen JJ, Lhermitte L, Bottcher S, Almeida J, van der Velden VH, Flores-Montero J, et al. EuroFlow antibody panels for standardized n-dimensional flow cytometric immunophenotyping of normal, reactive and malignant leukocytes. Leukemia Sep;26(9):1908-75.
3. Aguilar H, Alvarez-Errico D, Garcia-Montero AC, Orfao A, Sayos J, Lopez-Botet M. Molecular characterization of a novel immune receptor restricted to the monocytic lineage. J Immunol2004 Dec 01;173(11):6703-11.
4. Clark GJ, Jamriska L, Rao M, Hart DN. Monocytes immunoselected via the novel monocyte specific molecule, CD300e, differentiate into active migratory dendritic cells. J Immunother2007 Apr;30(3):303-11.

6. EXPLANATION OF SYMBOLS

	Fluorochrome
	Product reference
	Content for <n> analysis
	Regulatory Status
	Research Use Only
	Manufacturer

7. MANUFACTURED BY:



IMMUNOSTEP S.L.
Address: Avda. Universidad de Coimbra, s/n
 Cancer Research Center (C.I.C)
 Campus de Unamuno
 37007 Salamanca (Spain)
 (+34) 923 294 827
Telf./fax:
E-mail: info@immunostep.com
www.immunostep.com