immunostep
we know how

BASOSTEP

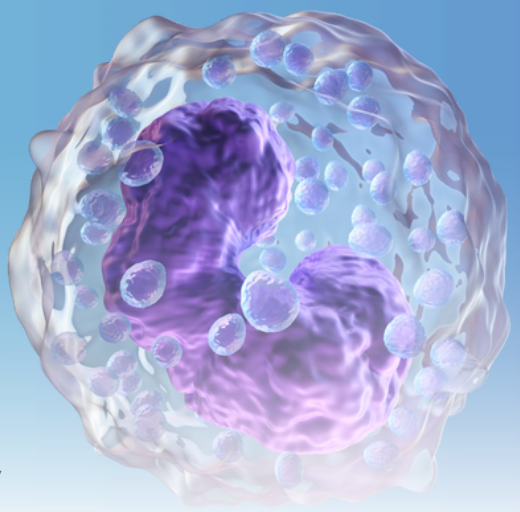

Determination of activation following allergen stimulation using flow cytometry

Kit performance:

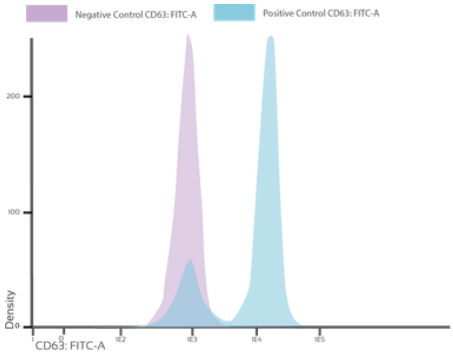

Using specific allergens, this test can provide highly reliable information on the release capacity of IgE-bearing basophils.

When IgE receptors on basophils cross-link with an allergen, the cells undergo degranulation via cytoplasmic granules containing the transmembrane protein CD63, which fuse with the plasma membrane and release inflammatory mediators. Consequently, the CD63 antigen is exposed as a marker of basophil activation.

*The histogram shows the analysis of a blood sample from a healthy individual using BasoStep. We can analyse the results using the fluorescence intensity of CD63.

Kit contents:

- Lyophilised stimulation buffer
- Positive control (fMLP + anti-IgE)
- Multicolour antibody cocktail
- CD63 FITC
- CD63 FITC
- CD203c PE
- HLA-DR PerCP
- CD123 APC

Advantages

SAFER

Does not expose the patient to any allergens. Recommended test for babies and young children.

HIGH SPECIFICITY

Accurate identification of basophils thanks to the CD203c marker, which is specific to basophils and mast cells.

QUICK AND SIMPLE

Includes positive and negative controls in lyophilised tubes for easier and more efficient handling.

VERSATILE KIT

Available in three different antibody configurations and price points to suit clinical needs.

Reference	Description
BSTP-S-100	Staining reagent: CD63 FITC, CD203c PE. Positive Control. Estimulation Buffer
BSTP-100	Staining reagent: CD63 FITC, CD203c PE, HLA-DR PERCP, CD123 APC. Positive Control. Estimulation Buffer

ASSAY PROCEDURE

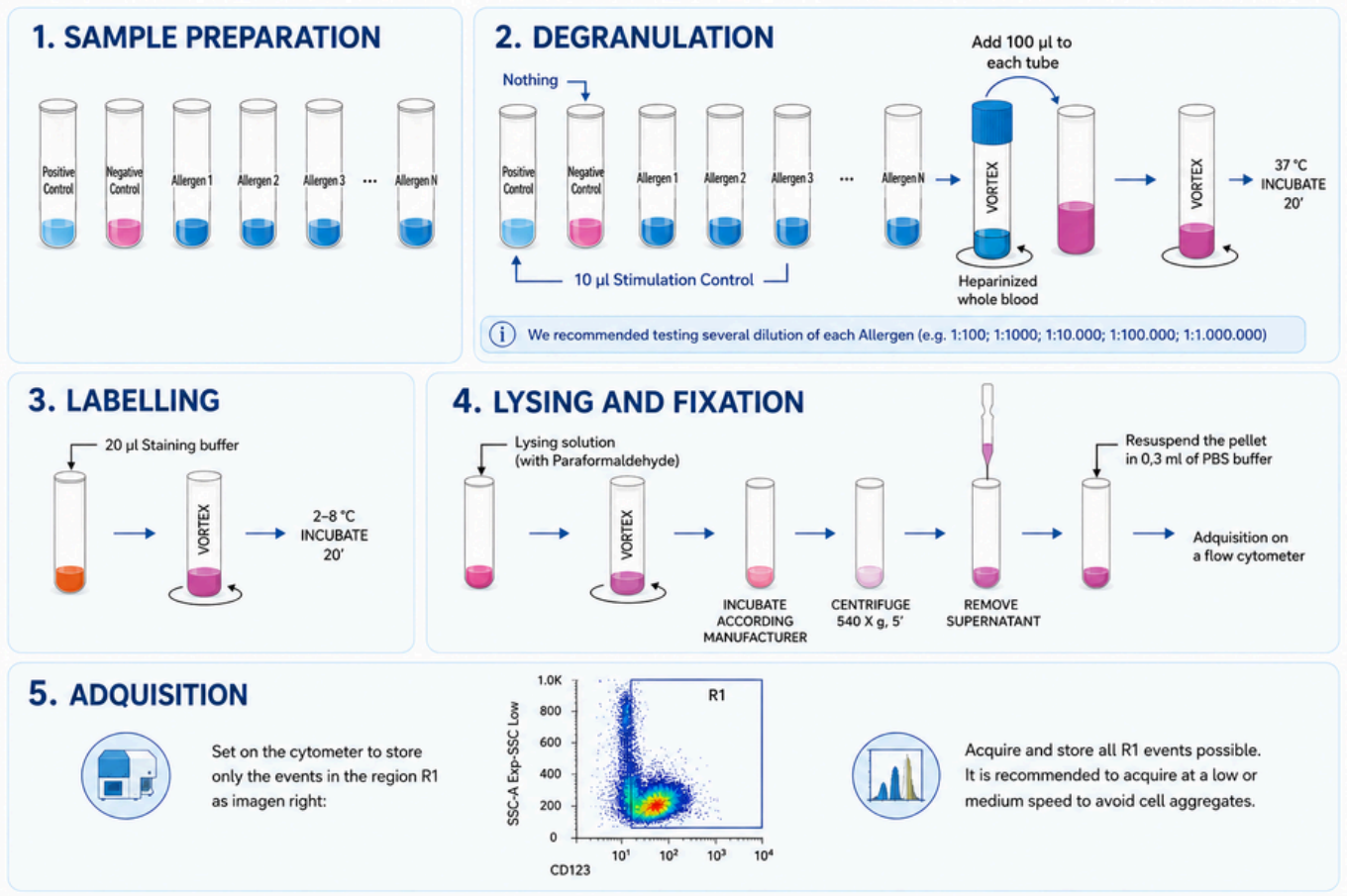

Analysis strategy

Step 1: Select the population of R2 and then R3 "The use of CD123 and HLA-DR allows us to identify basophils cells."

Step 2: Select theR3 population with CD203c vs CD63 FITC *Dot Plot CD203c vs CD63 allows us to the correct identification of the basophils cells and the activation progress.

Step 3: Using the fluorescence intensity of CD63 analyze the results

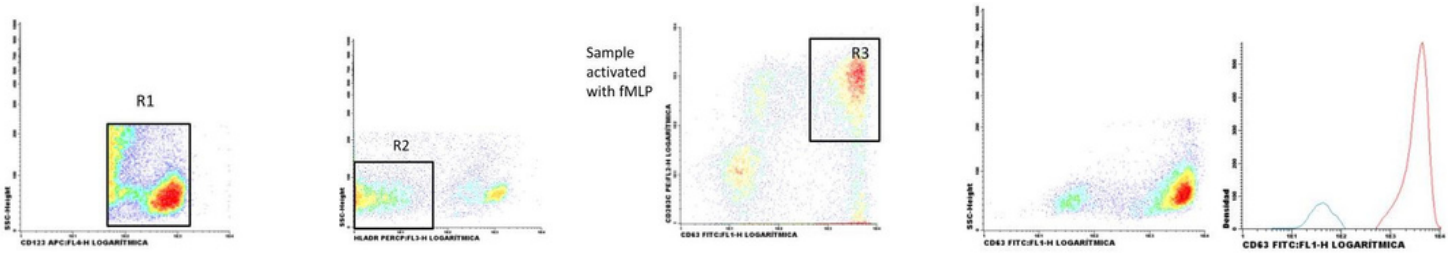

Available allergens

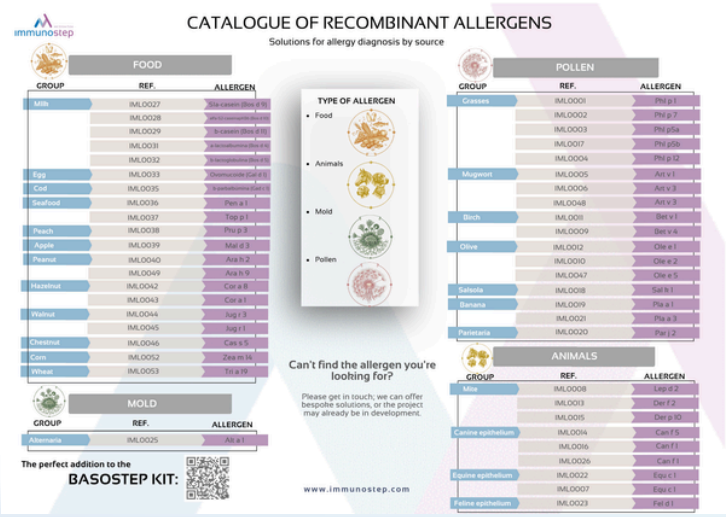

Basostep supports a broad panel of clinically relevant allergens, including food, environmental, and inhalant sources such as pollens, mites, animal dander, and molds.

Explore a curated selection of well-characterized allergens commonly used in allergy diagnostics.

DOWNLOAD CATALOGUE:

(+34) 923 294 827
info@immunostep.com
www.immunostep.com