








# Anti- Human MPO (MPO-1/1.7,17)

					
FITC	MPOF-100T	100 test	20 µL/test	0,05 mg/ml	
PE	MPOPE-100T	100 test	20 µL/test	0,05 mg/ml	

## 1. PRODUCT DESCRIPTION

**Clone:** MPO-1/1.7,17;  
**Isotype:** IgG2a;  
**Tested application:** flow cytometry;  
**Immunogen:** The anti-MPO monoclonal antibody derives from purified myeloperoxidase;  
**Species reactivity:** Human;  
**Storage instruction:** store in the dark at 2-8 °C;  
**Storage buffer:** aqueous buffered solution containing protein stabilizer and 0.09% sodium azide (NaN<sub>3</sub>);  
**Recommended usage:** Immunostep's MPO, clone MPO1-1/1.7,17, is a monoclonal antibody intended for the identification and enumeration of the myeloid lineage (from myeloblast to neutrophils and monocytes) using flow cytometry. The monoclonal antibody does not react with human lymphocytes, thrombocytes, and erythrocytes. 96% of all AML's are found positive; 100% of all ALL's are found negative. This reagent is effective for direct immunofluorescence staining of human tissue for flow cytometric analysis using 1 test for 10<sup>6</sup> cells;  
**Presentation:** liquid;  
**Source:** Supernatant proceeding from an in vitro cell culture of a cell hybridoma;  
**Purification:** Affinity chromatography;  
**Other names:** Myeloperoxidase;  
**Gene ID:** 4353;  
**Molecular weight:** two 60 kDa heavy units and two 12 kDa light units.

## 2. ANTIGEN DETAILS

**Large description:** This antibody reacts with the intracellular enzyme, myeloperoxidase in peripheral blood granulocytes on cytopspots in a characteristic granular pattern. Monocytes are negative or slightly positive while eosinophils and lymphocytes are negative. MPO antibodies stain promyelocytes, myelocytes, metamyelocytes and mature neutrophil granulocytes in bone marrow<sup>(1-5)</sup>.

## 3. WARRANTY

Warranted only to conform to the quantity and contents stated on the label or in the product labelling at the time of delivery to the customer. Immunostep disclaims hereby other warranties.

Immunostep's sole liability is limited to either the replacement of the products or refund of the purchase price.

## 4. ADDITIONAL INFORMATION

For research use only. Not for diagnostic use.

Not for resale. Immunostep will not be responsible of violations that may occur with the use of this product. Any use of this product other than the specified in this document is strictly prohibited.









Unless otherwise indicated by Immunostep by written authorization, this product is intended for research only and is not to be used for any other purpose, including without limitation, for human or animal diagnostic, therapeutic or commercial purposes.

Please, refer to [www.immunostep.com](http://www.immunostep.com) technical support for more information.

## 5. REFERENCES

- Gorudko IV, Sokolov AV, Shamova EV, Grudinina NA, Drozd ES, Shishlo LM, et al. Myeloperoxidase modulates human platelet aggregation via actin cytoskeleton reorganization and store-operated calcium entry. Biol Open;2(9):916-23.
- Olsson I, Olofsson T, Odeberg H. Myeloperoxidase-mediated iodination in granulocytes. Scand J Haematol1972;9(5):483-91.
- Nauseef WM, Olsson I, Arnljots K. Biosynthesis and processing of myeloperoxidase--a marker for myeloid cell differentiation. Eur J Haematol1988 Feb;40(2):97-110.
- Audrain MA, Baranger TA, Moguilevski N, Martin SJ, Devys A, Lockwood CM, et al. Anti-native and recombinant myeloperoxidase monoclonals and human autoantibodies. Clin Exp Immunol1997 Jan;107(1):127-34.
- Goedken M, McCormick S, Leidal KG, Suzuki K, Kameoka Y, Astern JM, et al. Impact of two novel mutations on the structure and function of human myeloperoxidase. J Biol Chem2007 Sep 21;282(38):27994-8003.

## 6. EXPLANATION OF SYMBOLS

	Form
	Catalog reference
	Contains sufficient for > test
	Quantity per test
	Regulatory Status
	Research Use Only
	Concentration
	Manufacturer

## 7. MANUFACTURED BY:



**IMMUNOSTEP S.L.**  
**Address:** Avda. Universidad de Coimbra, s/n  
 Cancer Research Center (C.I.C)  
 Campus de Unamuno  
 37007 Salamanca (Spain)  
 (+34) 923 294 827  
**Telf./fax:**  
**E-mail:** [info@immunostep.com](mailto:info@immunostep.com)  
[www.immunostep.com](http://www.immunostep.com)