

Anti- Human Carboxypeptidase (CA2)



PURE
APC

CPAPU
CPAA-100T

1 mg
100 test

1 mg/ml
5 µL/test



1. PRODUCT DESCRIPTION

Clone: CA2;
Isotype: IgG2a;
Tested application: flow cytometry;
Immunogen: Skin Carboxypeptidase;
Species reactivity: Human;
Storage instruction: store in the dark at 2-8 °C;
Storage buffer: aqueous buffered solution containing protein stabilizer and 0.09% sodium azide (NaN₃);
Recommended usage: Immunostep's Carboxypeptidase, clone CA2, is a monoclonal antibody intended for the identification and enumeration of carboxypeptidase A using flow cytometry. This reagent is effective for direct immunofluorescence staining of human tissue for flow cytometric analysis using 1 test for 10⁶ cells;
Presentation: liquid;
Source: Supernatant proceeding from an in vitro cell culture of a cell hybridoma;
Purification: Affinity chromatography;
Other names: CPA, Carboxypolypeptidase;
Gene ID: I358;
Molecular weight: 47 kDa.

2. ANTIGEN DETAILS

Large description: This antibody reacts with human Carboxypeptidase A of mast cells, also known as CPA. This antibody has been used as classification and prognosis of Systemic Mastocytosis by Flow Cytometry. Mastocytosis is a heterogeneous group of clonal mast cell (MC) disorders characterized by abnormal proliferation and accumulation of MCs in 1 or multiple tissues. Most frequently, clonally expanded MCs carry the D816V or other activating stem cell growth factor receptor gene (KIT) mutations, which translate into morphologic atypia, functional transformation, and an aberrant immunophenotype.⁽¹⁾

3. WARRANTY

Warranted only to conform to the quantity and contents stated on the label or in the product labelling at the time of delivery to the customer. Immunostep disclaims hereby other warranties.

Immunostep's sole liability is limited to either the replacement of the products or refund of the purchase price.

4. ADDITIONAL INFORMATION

For research use only. Not for diagnostic use.

Not for resale. Immunostep will not be responsible of violations that may occur with the use of this product. Any use of this product other than the specified in this document is strictly prohibited.








Unless otherwise indicated by Immunostep by written authorization, this product is intended for research only and is not to be used for any other purpose, including without limitation, for human or animal diagnostic, therapeutic or commercial purposes.

Please, refer to www.immunostep.com technical support for more information.

5. REFERENCES

1. Teodosio C, Garcia-Montero AC, Jara-Acevedo M, Sanchez-Munoz L, Alvarez-Twose I, Nunez R, et al. Mast cells from different molecular and prognostic subtypes of systemic mastocytosis display distinct immunophenotypes. J Allergy Clin Immunol Mar;125(3):719-26, 26 e1-26 e4.

6. EXPLANATION OF SYMBOLS

	Form
	Catalog reference
	Contains sufficient for <n> test
	Quantity per test
	Regulatory Status
	Research Use Only
	Manufacturer

7. MANUFACTURED BY:

IMMUNOSTEP S.L.

Address: Avda. Universidad de Coimbra, s/n
 Cancer Research Center (C.I.C)
 Campus de Unamuno
 37007 Salamanca (Spain)
 (+34) 923 294 827
Tel./fax:
E-mail: info@immunostep.com
www.immunostep.com

