



Anti-Human CD45RA (RP1/11)

	REF	Σ		
PURE	45RAPU	1 mg	1 mg/ml	RUO
FITC	45RAF-100T	100 test	20 μ L/test	
PE-Cyanine7	45RAPC7-100T	100 test	3 μ L/test	
APC	45RAA-100T	100 test	5 μ L/test	

1. PRODUCT DESCRIPTION

Clone: RP1/11;
Isotype: Mouse IgG1;
Tested application: flow cytometry;
Immunogen: The anti-CD45RA monoclonal antibody derives from immunizing mice with purified human CD45;
Species reactivity: Human;
Storage instruction: store in the dark at 2-8 °C;
Storage buffer: aqueous buffered solution containing protein stabilizer and 0.09% sodium azide (NaN₃);
Recommended usage: Immunostep's CD45RA, clone RP1/11 is a monoclonal antibody intended for the identification and enumeration of helper/inducer T-cell subset and CD45RA+ cells using flow cytometry. This reagent is effective for direct immunofluorescence staining of human tissue for flow cytometric analysis using 1 test for 10⁶ cells;
Presentation: liquid;
Source: Supernatant proceeding from an in vitro cell culture of a cell hybridoma;
Purification: Affinity chromatography;
Other names: Ptpcr, B220, CD45, CD45R, GPI80, L-CA, LY5, T200;
Gene ID: 5788;
Molecular weight: 220 kDa.

2. ANTIGEN DETAILS

Large description: The RP1/11 monoclonal antibody reacts with human CD45RA, a 220 kDa molecule expressed by subpopulations of CD4+ peripheral T lymphocytes, CD8+ peripheral T lymphocytes, and B cells. The CD45RA+ T cell populations are mainly naive/virgin allowing the use of RP1/11 mAb as a phenotypic marker to discriminate T cell subsets.⁽¹⁻⁶⁾

3. WARRANTY

Warranted only to conform to the quantity and contents stated on the label or in the product labelling at the time of delivery to the customer. Immunostep disclaims hereby other warranties.

Immunostep's sole liability is limited to either the replacement of the products or refund of the purchase price.

4. ADDITIONAL INFORMATION

For research use only. Not for diagnostic use.

Not for resale. Immunostep will not be responsible of violations that may occur with the use of this product. Any use of this product other than the specified in this document is strictly prohibited.





Unless otherwise indicated by Immunostep by written authorization, this product is intended for research only and is not to be used for any other purpose, including without limitation, for human or animal diagnostic, therapeutic or commercial purposes.

Please, refer to www.immunostep.com technical support for more information.

5. REFERENCES

- Zapata JM, Pulido R, Acevedo A, Sánchez-Madrid F, de Landázuri MO. Human CD45RC specificity. A novel marker for T cells at different maturation and activation stages. J Immunol. 1994 Apr 15;152(8):3852-61. PMID: 8144955.
- Pulido, R. and Sánchez-Madrid, F. (1990), Glycosylation of CD45: carbohydrate composition and its role in acquisition of CD45RO and CD45RB T cell maturation-related antigen specificities during biosynthesis. Eur. J. Immunol., 20: 2667-2671. <https://doi.org/10.1002/eji.1830201221>.
- Knapp W. Leucocyte typing IV : white cell differentiation antigens. Oxford: Oxford University Press; 1989.
- Ostergaard HL, Trowbridge IS. Negative regulation of CD45 protein tyrosine phosphatase activity by ionomycin in T cells. Science1991 Sep 20;253(5026):1423-5.
- Donovan JA, Koretzky GA. CD45 and the immune response. J Am Soc Nephrol1993 Oct;4(4):976-85.
- Pulido, R., M. Cebrian, A. Acevedo, M. O. de Landazuri, and F. Sanchez-Madrid. 1988. Comparative biochemical and tissue distribution study of four distinct CD45 antigen specificities. J. Immunol. 140:3851

6. EXPLANATION OF SYMBOLS

	Form
REF	Catalog reference
Σ	Contains sufficient for <n> test
	Quantity per test
	Regulatory Status
RUO	Research Use Only
	Manufacturer

7. MANUFACTURED BY:

IMMUNOSTEP S.L.

Address: Avda. Universidad de Coimbra, s/n
 Cancer Research Center (C.I.C)
 Campus de Unamuno
 37007 Salamanca (Spain)
Tel./fax: (+34) 923 294 827
E-mail: info@immunostep.com
www.immunostep.com