





# Anti-Human CD42a (GR-P)

	<b>REF</b>			
PURE	42APU	1 mg	1 mg/ml	<b>RUO</b>
FITC	42AF-100T	100 test	20 µL/test	
PE	42APE-100T	100 test	20 µL/test	
APC	42AA-100T	100 test	5 µL/test	
CF-Blue	42ACFB-100T	100 test	5 µL/test	

## 1. PRODUCT DESCRIPTION

**Clone:** GR-P;  
**Isotype:** IgG1;  
**Tested application:** flow cytometry;  
**Immunogen:** The anti-CD42a monoclonal antibody derives from human red blood cells and platelets;  
**Species reactivity:** Dog, Human, Mink;  
**Storage instruction:** store in the dark at 2-8 °C;  
**Storage buffer:** aqueous buffered solution containing protein stabilizer and 0.09% sodium azide (NaN<sub>3</sub>);  
**Recommended usage:** Immunostep's CD42a, clone GR-P is a monoclonal antibody intended for the identification and enumeration of platelets and megakaryocytes using flow cytometry. This reagent is effective for direct immunofluorescence staining of human tissue for flow cytometric analysis using 1 test for 10<sup>6</sup> cells;  
**Presentation:** liquid;  
**Source:** Supernatant proceeding from an in vitro cell culture of a cell hybridoma;  
**Purification:** Affinity chromatography;  
**Other names:** Platelet glycoprotein IX, GP-IX, GPIX, Glycoprotein 9;  
**Gene ID:** 2815;  
**Molecular weight:** 17 - 22 kDa.

## 2. ANTIGEN DETAILS

**Large description:** The GR-P monoclonal antibody reacts with a single chain integral membrane glycoprotein, also known as GPIX. CD42a forms a non-covalently linked complex (GPIb/GPIX/GPV) with CD42b, CD42c and CD42d. It is expressed on platelets and megakaryocytes and is absent on the platelets of patients with Bernard-Soulier Syndrome (BSS). Although the CD42a function is not fully understood, GPIX glycoprotein is important for the assembly and membrane expression of the complex and for the maintenance of the functional conformation of CD42b (GPIb).<sup>(1-5)</sup>

## 3. WARRANTY

Warranted only to conform to the quantity and contents stated on the label or in the product labelling at the time of delivery to the customer. Immunostep disclaims hereby other warranties.

Immunostep's sole liability is limited to either the replacement of the products or refund of the purchase price.

## 4. ADDITIONAL INFORMATION

For research use only. Not for diagnostic use.

Not for resale. Immunostep will not be responsible of violations that may occur with the use of this product. Any use of this product other than the specified in this document is strictly prohibited.






Unless otherwise indicated by Immunostep by written authorization, this product is intended for research only and is not to be used for any other purpose, including without limitation, for human or animal diagnostic, therapeutic or commercial purposes.

Please, refer to [www.immunostep.com](http://www.immunostep.com) technical support for more information.

## 5. REFERENCES

- Clemetson KJ, McGregor JL, James E, Dechavanne M, Luscher EF. Characterization of the platelet membrane glycoprotein abnormalities in Bernard-Soulier syndrome and comparison with normal by surface-labeling techniques and high-resolution two-dimensional gel electrophoresis. *J Clin Invest*1982 Aug;70(2):304-11.
- Fox JE, Aggerbeck LP, Berndt MC. Structure of the glycoprotein Ib.IX complex from platelet membranes. *J Biol Chem*1988 Apr 5;263(10):4882-90.
- Hickey MJ, Williams SA, Roth GJ. Human platelet glycoprotein IX: an adhesive prototype of leucine-rich glycoproteins with flank-center-flank structures. *Proc Natl Acad Sci U S A*1989 Sep;86(17):6773-7.
- Schick PK, Walker J. The acylation of megakaryocyte proteins: glycoprotein IX is primarily myristoylated while glycoprotein Ib is palmitoylated. *Blood*1996 Feb 15;87(4):1377-84.
- Sarma J, Laan CA, Alam S, Jha A, Fox KA, Dransfield I. Increased platelet binding to circulating monocytes in acute coronary syndromes. *Circulation*2002 May 7;105(18):2166-71.

## 6. EXPLANATION OF SYMBOLS

	Form
<b>REF</b>	Catalog reference
	Contains sufficient for <n> test
	Quantity per test
	Regulatory Status
<b>RUO</b>	Research Use Only
	Manufacturer

## 7. MANUFACTURED BY:



### IMMUNOSTEP S.L.

**Address:** Avda. Universidad de Coimbra, s/n  
 Cancer Research Center (C.I.C)  
 Campus de Unamuno  
 37007 Salamanca (Spain)  
**Telf./fax:** (+34) 923 294 827  
**E-mail:** [info@immunostep.com](mailto:info@immunostep.com)  
[www.immunostep.com](http://www.immunostep.com)