




# Anti-Human CD38 (GR7-A4)(LD38)

	REF	$\Sigma$		
PURE	38PUI	1 mg	1 mg/ml	
PURE	38PUI-OIMG	100 µg	1 µg/test	
FITC	38FI-100T	100 test	20 µL/test	
APC	38AI-100T	100 test	20 µL/test	

## 1. PRODUCT DESCRIPTION

**Clone:** GR7-A4;  
**Isotype:** IgG1;  
**Tested application:** flow cytometry;  
**Immunogen:** The anti-CD38 monoclonal antibody derives from cells of human acute lymphoblastic B leukaemia (B-ALL);  
**Species reactivity:** Human;  
**Storage instruction:** store in the dark at 2-8 °C;  
**Storage buffer:** aqueous buffered solution containing protein stabilizer and 0.09% sodium azide (NaN<sub>3</sub>);  
**Recommended usage:** Immunostep's CD38, clone GR7-A4, is a monoclonal antibody intended for the identification and enumeration of plasma cells using flow cytometry. This reagent is effective for direct immunofluorescence staining of human tissue for flow cytometric analysis using 1 test for 10<sup>6</sup> cells;  
**Presentation:** liquid;  
**Source:** Supernatant proceeding from an in vitro cell culture of a cell hybridoma;  
**Purification:** Affinity chromatography;  
**Other names:** ADP-ribosyl cyclase/cyclic, ADP-ribosyl cyclase 1, ADPRC 1, Cyclic ADP-ribose hydrolase 1, cADPr hydrolase 1, T10;  
**Gene ID:** 952;  
**Molecular weight:** 45 kDa.

## 2. ANTIGEN DETAILS

**Large description:** The monoclonal antibody is directed against the T10-antigen, which is strongly expressed plasma cell. The CD38 antigen is expressed at variable levels on the majority of hemopoietic cells, prevalently during early differentiation and activation.

CD38 synthesizes the second messengers cyclic ADP-ribose and nicotinate-adenine dinucleotide phosphate, the former a second messenger for glucose-induced insulin secretion. Also has cADPr hydrolase activity. Also moonlights as a receptor in cells of the immune system.<sup>[1-5]</sup>

## 3. WARRANTY

Warranted only to conform to the quantity and contents stated on the label or in the product labelling at the time of delivery to the customer. Immunostep disclaims hereby other warranties.

Immunostep's sole liability is limited to either the replacement of the products or refund of the purchase price.

## 4. ADDITIONAL INFORMATION

For research use only. Not for diagnostic use.

Not for resale. Immunostep will not be responsible of violations that may occur with the use of this product. Any use of this product other than the specified in this document is strictly prohibited.








Unless otherwise indicated by Immunostep by written authorization, this product is intended for research only and is not to be used for any other purpose, including without limitation, for human or animal diagnostic, therapeutic or commercial purposes.

Please, refer to [www.immunostep.com](http://www.immunostep.com) technical support for more information.

## 5. REFERENCES

- Ferrero E, Malavasi F. The metamorphosis of a molecule: from soluble enzyme to the leukocyte receptor CD38. *J Leukoc Biol*1999 Feb;65(2):151-61.
- Lund F, Solvason N, Grimaldi JC, Parkhouse RM, Howard M. Murine CD38: an immunoregulatory ectoenzyme. *Immunol Today*1995 Oct;16(10):469-73.
- Malavasi F, Funaro A, Roggero S, Horenstein A, Calosso L, Mehta K. Human CD38: a glycoprotein in search of a function. *Immunol Today*1994 Mar;15(3):95-7.
- Mehta K, Shahid U, Malavasi F. Human CD38, a cell-surface protein with multiple functions. *FASEB J*1996 Oct;10(12):1408-17.
- Shubinsky G, Schlesinger M. The CD38 lymphocyte differentiation marker: new insight into its ectoenzymatic activity and its role as a signal transducer. *Immunity*1997 Sep;7(3):315-24

## 6. EXPLANATION OF SYMBOLS

	Form
	Catalog reference
	Contains sufficient for <n> test
	Quantity per test
	Regulatory Status
	Research Use Only
	Manufacturer

## 7. MANUFACTURED BY: IMMUNOSTEP S.L.



**Address:** Avda. Universidad de Coimbra, s/n  
 Cancer Research Center (C.I.C)  
 Campus de Unamuno  
 37007 Salamanca (Spain)  
**Telf./fax:** (+34) 923 294 827  
**E-mail:** [info@immunostep.com](mailto:info@immunostep.com)  
[www.immunostep.com](http://www.immunostep.com)