





Anti-Human CD25 (TPI/6)

	REF			
PURE	25PU	1 mg	1 mg/ml	RUO
FITC	25F-100T	100 test	20 µL/test	
PE	25PE-100T	100 test	20 µL/test	
APC	25A-100T	100 test	20 µL/test	
CF-Blue	25CFB-100T	100 test	5 µL/test	

1. PRODUCT DESCRIPTION

Clone: TPI/6;
Isotype: IgG2b;
Tested application: flow cytometry;
Immunogen: The anti-CD25 monoclonal antibody derives from PMA and Ionomycin activated T cells blast (Human);
Species reactivity: Human;
Storage instruction: store in the dark at 2-8 °C;
Storage buffer: aqueous buffered solution containing protein stabilizer and 0.09% sodium azide (NaN₃);
Recommended usage: Immunostep's CD25, clone TPI/6 is a monoclonal antibody intended for the identification and enumeration of activated T cells and B cells, monocytes/macrophages, T reg. using flow cytometry. This reagent is effective for direct immunofluorescence staining of human tissue for flow cytometric analysis using 1 test for 10⁶ cells;
Presentation: liquid;
Source: Supernatant proceeding from an in vitro cell culture of a cell hybridoma;
Purification: Affinity chromatography;
Other names: Low affinity IL-2R, IL-2R α chain, Tac, p55, Interleukin-2 receptor subunit alpha, IL-2 receptor subunit alpha, IL-2-RA, IL-2R subunit alpha, IL2-RA, TAC antigen;
Gene ID: 3559;
Molecular weight: 55 kDa.

2. ANTIGEN DETAILS

Large description: CD25 recognizes a type I transmembrane glycoprotein. CD25 is an epitope B of the IL-2 alpha receptor. Expression of human CD25 (the alpha subunit of the IL-2 receptor complex) is dramatically upregulated on activated T cells, B cells, NK cells and macrophages.^[1-3]

3. WARRANTY

Warranted only to conform to the quantity and contents stated on the label or in the product labelling at the time of delivery to the customer. Immunostep disclaims hereby other warranties.

Immunostep's sole liability is limited to either the replacement of the products or refund of the purchase price.

4. ADDITIONAL INFORMATION

For research use only. Not for diagnostic use.

Not for resale. Immunostep will not be responsible of violations that may occur with the use of this product. Any use of this product other than the specified in this document is strictly prohibited.






Unless otherwise indicated by Immunostep by written authorization, this product is intended for research only and is not to be used for any other purpose, including without limitation, for human or animal diagnostic, therapeutic or commercial purposes.

Please, refer to www.immunostep.com technical support for more information.

5. REFERENCES

- Chung IY, Dong HF, Zhang X, Hassanein NM, Howard OM, Oppenheim JJ, et al. Effects of IL-7 and dexamethasone: induction of CD25, the high affinity IL-2 receptor, on human CD4+ cells. *Cell Immunol*2004 Nov-Dec;232(1-2):57-63.
- Leonard WJ, Depper JM, Robb RJ, Waldmann TA, Greene WC. Characterization of the human receptor for T-cell growth factor. *Proc Natl Acad Sci U S A*1983 Nov;80(22):6957-61.
- Uchiyama T, Broder S, Waldmann TA. A monoclonal antibody (anti-Tac) reactive with activated and functionally mature human T cells. I. Production of anti-Tac monoclonal antibody and distribution of Tac (+) cells. *J Immunol*1981 Apr;126(4):1393-7.

6. EXPLANATION OF SYMBOLS

	Form
REF	Catalog reference
	Contains sufficient for <n> test
	Quantity per test
	Regulatory Status
RUO	Research Use Only
	Manufacturer

7. MANUFACTURED BY:



IMMUNOSTEP S.L.

Address: Avda. Universidad de Coimbra, s/n
 Cancer Research Center (C.I.C)
 Campus de Unamuno
 37007 Salamanca (Spain)

Telf./fax: (+34) 923 294 827

E-mail: info@immunostep.com
www.immunostep.com