

# Anti-Human CD105 (2H6F11)



PURE	I05PU	1 mg	1 mg/ml
FITC	I05F-I00T	100 test	20 µL/test
PE	I05PE-I00T	100 test	20 µL/test
APC	I05A-I00T	100 test	20 µL/test

**RUO**

## 1. PRODUCT DESCRIPTION

**Clone:** 2H6F11;  
**Isotype:** IgG1;  
**Tested application:** flow cytometry;  
**Immunogen:** The anti-CD105 monoclonal antibody derives from human Endoglin fusion protein;  
**Species reactivity:** Human;  
**Storage instruction:** store in the dark at 2-8 °C;  
**Storage buffer:** aqueous buffered solution containing protein stabilizer and 0.09% sodium azide (NaN<sub>3</sub>);  
**Recommended usage:** Immunostep's CD105, clone 2H6F11, is a monoclonal antibody intended for the identification and enumeration of endothelial cells, activated monocytes/macrophages, bone marrow stromal cells, hematopoietic stem/progenitor cells using flow cytometry. This reagent is effective for direct immunofluorescence staining of human tissue for flow cytometric analysis using 1 test for 10<sup>6</sup> cells;  
**Presentation:** liquid;  
**Source:** Supernatant proceeding from an in vitro cell culture of a cell hybridoma;  
**Purification:** Affinity chromatography;  
**Other names:** Endoglin;  
**Gene ID:** 2022;  
**Molecular weight:** 95 kDa.

## 2. ANTIGEN DETAILS

**Large description:** This antibody reacts with the CD105 antigen, which is expressed by vascular endothelial cells and syncytiotrophoblasts of placenta, Pre-B cells in fetal marrow, erythroid precursors in fetal and adult bone marrow and is weakly expressed by stromal fibroblasts. Reacts with a homodimeric integral membrane protein comprised of 95 kDa subunits (CD105). CD105 is a component of the TGF-β receptor system and can bind TGF-β1 and TGF-β3 with high affinity but does not bind TGF-β2. U937 cells and monocytes and tissue macrophages also express CD105. Expression of CD105 is increased on activated endothelium in tissues undergoing angiogenesis, such as in tumours, or in cases of wound healing or dermal inflammation.<sup>(1-3)</sup>

## 3. WARRANTY

Warranted only to conform to the quantity and contents stated on the label or in the product labelling at the time of delivery to the customer. Immunostep disclaims hereby other warranties.

Immunostep's sole liability is limited to either the replacement of the products or refund of the purchase price.

## 4. ADDITIONAL INFORMATION

For research use only. Not for diagnostic use.

Not for resale. Immunostep will not be responsible of violations that may occur with the use of this product. Any use of this product other than the specified in this document is strictly prohibited.






Unless otherwise indicated by Immunostep by written authorization, this product is intended for research only and is not to be used for any other purpose, including without limitation, for human or animal diagnostic, therapeutic or commercial purposes.

Please, refer to [www.immunostep.com](http://www.immunostep.com) technical support for more information.

## 5. REFERENCES

1. Cabanas C, Sanchez-Madrid F, Bellon T, Figdor CG, Te Velde AA, Fernandez JM, et al. Characterization of a novel myeloid antigen regulated during differentiation of monocytic cells. *Eur J Immunol*1989 Aug;19(8):1373-8.
2. Cheifetz S, Bellon T, Cales C, Vera S, Bernabeu C, Massague J, et al. Endoglin is a component of the transforming growth factor-beta receptor system in human endothelial cells. *J Biol Chem*1992 Sep 25;267(27):19027-30.
3. Bellon T, Corbi A, Lastres P, Cales C, Cebrian M, Vera S, et al. Identification and expression of two forms of the human transforming growth factor-beta-binding protein endoglin with distinct cytoplasmic regions. *Eur J Immunol*1993 Sep;23(9):2340-5.

## 6. EXPLANATION OF SYMBOLS

	Form
<b>REF</b>	Catalog reference
	Contains sufficient for <n> test
	Quantity per test
	Regulatory Status
<b>RUO</b>	Research Use Only
	Manufacturer

## 7. MANUFACTURED BY:



### IMMUNOSTEP S.L.

**Address:** Avda. Universidad de Coimbra, s/n  
 Cancer Research Center (C.I.C)  
 Campus de Unamuno  
 37007 Salamanca (Spain)

**Tel./fax:** (+34) 923 294 827  
**E-mail:** [info@immunostep.com](mailto:info@immunostep.com)  
[www.immunostep.com](http://www.immunostep.com)