

Anti-Human IgG1 (SAGI)

	REF			
FITC	IGGIF-25T	25 test	20 µL/test	RUO
PE	IGGIP-25T	25 test	20 µL/test	

1. PRODUCT DESCRIPTION

Clone: SAGI;
Isotype: Mouse IgG2b, k;
Tested application: flow cytometry (Quality tested), ELISA, WB and Multiplex assays;
Immunogen: Human IgG1 myeloma protein;
Species reactivity: Human;
Storage instruction: store in the dark at 2-8 °C;
Storage buffer: aqueous buffered solution containing protein stabilizer and 0.09% sodium azide (NaN₃);
Recommended usage: Immunostep's anti-human IgG1, clone SAGI, is a monoclonal antibody intended for the identification of cells expressing IgG1 protein in peripheral blood using a compatible flow cytometer. This reagent is effective for direct immunofluorescence staining of human tissue for flow cytometric analysis using 1 test for 10⁶ cells or 100 µl of sample. Anti-IgG1 should be used with wash steps before reagent addition or with ficoll gradient separation to remove Immunoglobulins from serum;
Presentation: liquid;
Source: Supernatant proceeding from an in vitro cell culture of a cell hybridoma;
Purification: Affinity chromatography;
Other names: IGHG1;
Gene ID: 3500.

2. ANTIGEN DETAILS

Large description: Immunoglobulin (Ig) G (IgG) is the predominant of five classes of Ig (IgG, IgA, IgM, IgE, and IgD). Igs differ in heavy chain structure and effector function. IgG1, the largest IgG subclass, represents ~60% of IgG and has a half-life of 21 days. Antibody responses to soluble protein and membrane antigens primarily induce IgG1, although polysaccharides and allergens also elicit IgG1 responses. ⁽¹⁻²⁾

3. WARRANTY

Warranted only to conform to the quantity and contents stated on the label or in the product labelling at the time of delivery to the customer. Immunostep disclaims hereby other warranties.

Immunostep's sole liability is limited to either the replacement of the products or refund of the purchase price.

4. ADDITIONAL INFORMATION

For research use only. Not for diagnostic use.






Not for resale. Immunostep will not be responsible of violations that may occur with the use of this product. Any use of this product other than the specified in this document is strictly prohibited. Unless otherwise indicated by Immunostep by written authorization, this product is intended for research only and is not to be used for any other purpose, including without limitation, for human or animal diagnostic, therapeutic or commercial purposes.

Please, refer to www.immunostep.com technical support for more information.

5. REFERENCES

- Barton JC, Barton JC, Bertoli LF, Acton RT. Factors associated with IgG levels in adults with IgG subclass deficiency. BMC Immunol. 2021 Aug 9;22(1):53. doi: 10.1186/s12865-021-00447-3. PMID: 34372773; PMCID: PMC8353875.
- Oliva-Ariza G, Fuentes-Herrero B, Carbonell C, Lecrevisse Q, Pérez-Pons A, Torres-Valle A, Pozo J, Martín-Oterino JÁ, González-López Ó, López-Bernús A, Bernal-Ribes M, Belhassen-García M, Pérez-Escorza O, Pérez-Andrés M, Vazquez L, Hernández-Pérez G, García Palomo FJ, Leoz P, Costa-Alba P, Pérez-Losada E, Yeguas A, Santos Sánchez M, García-Blázquez M, Morán-Plata FJ, Damasceno D, Botafogo V, Muñoz-García N, Fluxa R, Contreras-Sanfeliciano T, Almeida J, Marcos M, Orfao A. High frequency of low-count monoclonal B-cell lymphocytosis in hospitalized COVID-19 patients. Blood. 2023 Jan 19;141(3):309-314. doi: 10.1182/blood.2022017439. PMID: 36399707.

6. EXPLANATION OF SYMBOLS

	Fluorochrome
REF	Product reference
	Content for <n> analysis
	ISO 15223
	Regulatory Status
RUO	Research Use Only
	Manufacturer

7. MANUFACTURED BY:



IMMUNOSTEP S.L.

Address: Avda. Universidad de Coimbra, s/n
 Cancer Research Center (C.I.C)
 Campus de Unamuno
 37007 Salamanca (Spain)
Tel./fax: (+34) 923 294 827
E-mail: info@immunostep.com
www.immunostep.com