





# Anti-Human CD235a (HI264)

	<b>REF</b>			
FITC	235AF-100T	100 test	20 µL/test	<b>RUO</b>
PE	235APE-100T	100 test	20 µL/test	
APC	235AA-100T	100 test	5 µL/test	

## 1. PRODUCT DESCRIPTION

**Clone:** HI264;  
**Isotype:** IgG2a;  
**Tested application:** flow cytometry;  
**Immunogen:** The anti-CD235a monoclonal antibody derives from T cells from synthetic peptide (Human) (N terminal);  
**Species reactivity:** Human;  
**Storage instruction:** store in the dark at 2-8 °C;  
**Storage buffer:** aqueous buffered solution containing protein stabilizer and 0.09% sodium azide (NaN<sub>3</sub>);  
**Recommended usage:** Immunostep's CD235a, clone HI264, is a monoclonal antibody intended for the identification and enumeration of human red blood cells and embryoid precursors (mature, non-nucleated red cells are glycoprotein A leukocytes) using flow cytometry. This reagent is effective for direct immunofluorescence staining of human tissue for flow cytometric analysis using 1 test for 10<sup>6</sup> cells;  
**Presentation:** liquid;  
**Source:** Supernatant proceeding from an in vitro cell culture of a cell hybridoma;  
**Purification:** Affinity chromatography;  
**Other names:** PAS-2, Sialoglycoprotein alpha, MN sialoglycoprotein, Glycophorin A, MNS blood group;  
**Gene ID:** 2993;  
**Molecular weight:** 43 kDa.

## 2. ANTIGEN DETAILS

**Large description:** This antibody reacts with the CD235a antigen, which is directed against the alpha-chain of glycoprotein. In indirect agglutination tests this monoclonal antibody reacts with normoblasts and erythrocytes. No reaction occurs with En(a-) erythrocytes and other normal peripheral blood cells.<sup>(1-5)</sup>

## 3. WARRANTY

Warranted only to conform to the quantity and contents stated on the label or in the product labelling at the time of delivery to the customer. Immunostep disclaims hereby other warranties.

Immunostep's sole liability is limited to either the replacement of the products or refund of the purchase price.

## 4. ADDITIONAL INFORMATION

For research use only. Not for diagnostic use.

Not for resale. Immunostep will not be responsible of violations that may occur with the use of this product. Any use of this product other than the specified in this document is strictly prohibited.






Unless otherwise indicated by Immunostep by written authorization, this product is intended for research only and is not to be used for any other purpose, including without limitation, for human or animal diagnostic, therapeutic or commercial purposes.

Please, refer to [www.immunostep.com](http://www.immunostep.com) technical support for more information.

## 5. REFERENCES

1. Karsten U, Butschak G, Stahn R, Goletz S. A novel series of anti-human glycoprotein A (CD235a) antibodies defining five extra- and intracellular epitopes. *Int Immunopharmacol* Nov;10(11):1354-60.
2. Greaves MF, Sieff C, Edwards PA. Monoclonal antiglycophorin as a probe for erythroleukemias. *Blood*1983 Apr;61(4):645-51.
3. Loken MR, Shah VO, Dattilio KL, Civin CI. Flow cytometric analysis of human bone marrow: I. Normal erythroid development. *Blood*1987 Jan;69(1):255-63.
4. San Miguel JF, Martinez A, Macedo A, Vidriales MB, Lopez-Berges C, Gonzalez M, et al. Immunophenotyping investigation of minimal residual disease is a useful approach for predicting relapse in acute myeloid leukemia patients. *Blood*1997 Sep 15;90(6):2465-70.
5. Mason D. Leucocyte typing VII : white cell differentiation antigens : proceedings of the Seventh International Workshop and Conference held in Harrogate, United Kingdom. Oxford: Oxford University Press; 2002.

## 6. EXPLANATION OF SYMBOLS

	Form
<b>REF</b>	Catalog reference
	Contains sufficient for <n> test
	Quantity per test
	Regulatory Status
<b>RUO</b>	Research Use Only
	Manufacturer

## 7. MANUFACTURED BY:



### IMMUNOSTEP S.L.

**Address:** Avda. Universidad de Coimbra, s/n  
 Cancer Research Center (C.I.C)  
 Campus de Unamuno  
 37007 Salamanca (Spain)  
**Tel./fax:** (+34) 923 294 827  
**E-mail:** [info@immunostep.com](mailto:info@immunostep.com)  
[www.immunostep.com](http://www.immunostep.com)