





# Anti-Human CD18 (GRF1)

	<b>REF</b>			
FITC	18F-100T	100 test	20 µL/test	<b>RUO</b>
PE	18PE-100T	100 test	20 µL/test	
APC	18A-100T	100 test	20 µL/test	

## 1. PRODUCT DESCRIPTION

**Clone:** GRF1;  
**Isotype:** IgG1;  
**Tested application:** flow cytometry;  
**Immunogen:** The anti-CD18 monoclonal antibody derives from human acute lymphoblastic leukemia (ALL) T cells;  
**Species reactivity:** Human;  
**Storage instruction:** store in the dark at 2-8 °C;  
**Storage buffer:** aqueous buffered solution containing protein stabilizer and 0.09% sodium azide (NaN<sub>3</sub>);  
**Recommended usage:** Immunostep's CD18, clone GRF1 is a monoclonal antibody intended for the identification and enumeration of human LFA-1 beta leukocyte adhesion receptor to (ICAM's) intracellular adhesion molecules using flow cytometry. This reagent is effective for direct immunofluorescence staining of human tissue for flow cytometric analysis using 1 test for 10<sup>6</sup> cells;  
**Presentation:** liquid;  
**Source:** Supernatant proceeding from an in vitro cell culture of a cell hybridoma;  
**Purification:** Affinity chromatography;  
**Other names:** ITGB2, Cell surface adhesion glycoproteins LFA-1/CR3/p150,95 subunit beta, Complement receptor C3 subunit beta, LAD, LCAMB, LFA-1, MF17, MF17;  
**Gene ID:** 3689;  
**Molecular weight:** 95 kDa).

## 2. ANTIGEN DETAILS

**Large description:** The monoclonal antibody is directed against the CD18- antigen (Lymphocyte Function associated Antigen-1), which is expressed on mature immunocompetent lymphocytes and their neoplastic counterparts, granulocytes and monocytes.<sup>(1-4)</sup>

## 3. WARRANTY

Warranted only to conform to the quantity and contents stated on the label or in the product labelling at the time of delivery to the customer. Immunostep disclaims hereby other warranties.

Immunostep's sole liability is limited to either the replacement of the products or refund of the purchase price.

## 4. ADDITIONAL INFORMATION

For research use only. Not for diagnostic use.

Not for resale. Immunostep will not be responsible of violations that may occur with the use of this product. Any use of this product other than the specified in this document is strictly prohibited.






Unless otherwise indicated by Immunostep by written authorization, this product is intended for research only and is not to be used for any other purpose, including without limitation, for human or animal diagnostic, therapeutic or commercial purposes.

Please, refer to [www.immunostep.com](http://www.immunostep.com) technical support for more information.

## 5. REFERENCES

- Sanchez-Madrid F, Nagy JA, Robbins E, Simon P, Springer TA. A human leukocyte differentiation antigen family with distinct alpha-subunits and a common beta-subunit: the lymphocyte function-associated antigen (LFA-1), the C3bi complement receptor (OKM1/Mac-1), and the p150,95 molecule. *J Exp Med*1983 Dec 1;158(6):1785-803.
- McMichael AJ. Leucocyte typing III : white cell differentiation antigens. Oxford: Oxford University Press; 1987.
- Corbi AL, Larson RS, Kishimoto TK, Springer TA, Morton CC. Chromosomal location of the genes encoding the leukocyte adhesion receptors LFA-1, Mac-1 and p150,95. Identification of a gene cluster involved in cell adhesion. *J Exp Med*1988 May 1;167(5):1597-607.
- Schlossman SF. Leucocyte typing V : white cell differentiation antigens : proceedings of the Fifth International Workshop and Conference : held in Boston, USA, 3-7 November, 1993. Oxford: Oxford University Press; 1995.

## 6. EXPLANATION OF SYMBOLS

	Form
<b>REF</b>	Catalog reference
	Contains sufficient for <n> test
	Quantity per test
	Regulatory Status
<b>RUO</b>	Research Use Only
	Manufacturer

## 7. MANUFACTURED BY:



### IMMUNOSTEP S.L.

**Address:** Avda. Universidad de Coimbra, s/n  
 Cancer Research Center (C.I.C)  
 Campus de Unamuno  
 37007 Salamanca (Spain)

**Telf./fax:** (+34) 923 294 827  
**E-mail:** [info@immunostep.com](mailto:info@immunostep.com)  
[www.immunostep.com](http://www.immunostep.com)