







# Anti-Human CD123 (6H6)

				
PE	123PE2-100T	100 test	20 µL/test	
APC	123A2-100T	100 test	20 µL/test	

## 1. PRODUCT DESCRIPTION

**Clone:** 6H6;  
**Isotype:** Mouse IgG1;  
**Tested application:** flow cytometry;  
**Immunogen:** Human IL-3R $\alpha$  transfected COS cells;  
**Species reactivity:** Human;  
**Storage instruction:** store in the dark at 2-8 °C;  
**Storage buffer:** aqueous buffered solution containing protein stabilizer and 0.09% sodium azide (NaN<sub>3</sub>);  
**Recommended usage:** Immunostep's CD123, clone 6H6, is a monoclonal antibody intended for the identification and enumeration of dendritic cells using flow cytometry. This reagent is effective for direct immunofluorescence staining of human tissue for flow cytometric analysis using 1 test for 10<sup>6</sup> cells;  
**Presentation:** liquid;  
**Source:** Supernatant proceeding from an in vitro cell culture of a cell hybridoma;  
**Purification:** Affinity chromatography;  
**Other names:** IL3RA, IL3R, IL3RAY, IL3RX, IL3RY, hIL3Ra, IL3R $\alpha$ ;  
**Gene ID:** 3563;  
**Molecular weight:** 41 kDa.

## 2. ANTIGEN DETAILS

**Large description:** This antibody reacts with the CD123 antigen, the  $\alpha$  chain of the IL-3 receptor. This 60-70 kDa transmembrane protein binds to IL-3 with low affinity by itself, and when associated with CD131 (common  $\beta$  chain) binds IL-3 with high affinity. CD123 is expressed by myeloid precursors, macrophages, dendritic cells, mast cells, basophils, and megakaryocytes. At the level of the hematopoietic system IL-3R alpha expression was described on bone marrow CD34+ cells (including primitive multipotential and committed progenitors), granulocytes, monocytes/macrophages, megakaryocytes and B-lymphocytes. Although the IL-3R alpha is expressed on the large majority of progenitor cells, it does not seem to be expressed on the stem cell fraction.<sup>(1-3)</sup>

## 3. WARRANTY

Warranted only to conform to the quantity and contents stated on the label or in the product labelling at the time of delivery to the customer. Immunostep disclaims hereby other warranties.

Immunostep's sole liability is limited to either the replacement of the products or refund of the purchase price.

## 4. ADDITIONAL INFORMATION

For research use only. Not for diagnostic use.

Not for resale. Immunostep will not be responsible of violations that may occur with the use of this product. Any use of this product other than the specified in this document is strictly prohibited.








Unless otherwise indicated by Immunostep by written authorization, this product is intended for research only and is not to be used for any other purpose, including without limitation, for human or animal diagnostic, therapeutic or commercial purposes.

Please, refer to [www.immunostep.com](http://www.immunostep.com) technical support for more information.

## 5. REFERENCES

- Choi KD, Vodyanik M, Slutkin, II. Hematopoietic differentiation and production of mature myeloid cells from human pluripotent stem cells. Nat Protoc Mar;6(3):296-313.
- Mardiros A, Dos Santos C, McDonald T, Brown CE, Wang X, Budde LE, et al. T cells expressing CD123-specific chimeric antigen receptors exhibit specific cytolytic effector functions and antitumor effects against human acute myeloid leukemia. Blood Oct 31;122(18):3138-48.
- van Dongen JJ, Lhermitte L, Botcher S, Almeida J, van der Velden VH, Flores-Montero J, et al. EuroFlow antibody panels for standardized n-dimensional flow cytometric immunophenotyping of normal, reactive and malignant leukocytes. Leukemia Sep;26(9):1908-75.

## 6. EXPLANATION OF SYMBOLS

	Form
	Catalog reference
	Contains sufficient for <n> test
	Quantity per test
	Regulatory Status
	Research Use Only
	Manufacturer

## 7. MANUFACTURED BY:

**IMMUNOSTEP S.L.**

**Address:** Avda. Universidad de Coimbra, s/n  
 Cancer Research Center (C.I.C)  
 Campus de Unamuno  
 37007 Salamanca (Spain)  
**Telf./fax:** (+34) 923 294 827  
**E-mail:** [info@immunostep.com](mailto:info@immunostep.com)  
[www.immunostep.com](http://www.immunostep.com)