






# Anti-Human CD10 (HI10a)

			
FITC	10F-100T	100 test	
PE	10PE-100T	100 test	
APC	10A-100T	100 test	
APC-C750	10AC750-100T	100 test	

## 1. PRODUCT DESCRIPTION

- **Clone:** HI10a;
- **Isotype:** IgG1;
- **Tested application:** flow cytometry;
- **Immunogen:** The anti-CD10 monoclonal antibody derives from leukemia cells;
- **Species reactivity:** Human. Cross-Reactivity: Chimpanzee, Baboon, Cynomolgus, Rhesus, Capuchin Monkey;
- **Storage instruction:** store in the dark at 2-8 °C;
- **Storage buffer:** aqueous buffered solution containing protein stabilizer and 0.09% sodium azide (NaN<sub>3</sub>);
- **Recommended usage:** Immunostep's CD10, clone HI10a, is a monoclonal antibody intended for the identification and enumeration of human common acute lymphoblastic leukaemia antigen (CALLA) using flow cytometry. This reagent is effective for direct immunofluorescence staining of human tissue for flow cytometric analysis using 1 test for 10<sup>6</sup> cells;
- **Presentation:** liquid;
- **Source:** Supernatant proceeding from an in vitro cell culture of a cell hybridoma;
- **Purification:** Affinity chromatography;
- **Other names:** Neutral endopeptidase, Common Acute Lymphocytic Leukemia Antigen (CALLA), Nepriylisin, Atriopeptidase, Enkephalinase, Neutral endopeptidase 24.II, Skin fibroblast elastase;
- **Gene ID:** 4311;
- **Molecular weight:** 100 kDa.

## 2. ANTIGEN DETAILS

**Large description:** The monoclonal antibody is directed against the CD10- antigen (CALL-antigen), which is expressed on human lymphoblasts. The antibody reacts with early B lymphocytes (stem-cell, pre-B) and with the stem-cell of the lymphocyte lineage and immature thymocytes. Lymphoblasts of a patient with an Acute Lymphocytic Leukaemia of the c-ALL type were found to be positive. Normal B- and T lymphocytes, monocytes and platelets were found to be negative.<sup>(1-5)</sup>

## 3. WARRANTY

Warranted only to conform to the quantity and contents stated on the label or in the product labelling at the time of delivery to the customer. Immunostep disclaims hereby other warranties.

Immunostep's sole liability is limited to either the replacement of the products or refund of the purchase price.

## 4. ADDITIONAL INFORMATION

For research use only. Not for diagnostic use.

Not for resale. Immunostep will not be responsible of violations that may occur with the use of this product. Any use of this product other than the specified in this document is strictly prohibited.







Unless otherwise indicated by Immunostep by written authorization, this product is intended for research only and is not to be used for any other purpose, including without limitation, for human or animal diagnostic, therapeutic or commercial purposes.

Please, refer to [www.immunostep.com](http://www.immunostep.com) technical support for more information.

## 5. REFERENCES

1. Castoldi G. Recent advances in the cytobiology of leukemias. Haematologica 1997 Jan-Feb;82(1):1-3.
2. Delia D, Cattoretti G, Bonati A, Villa S, De Braud F, Buscaglia M. Detection of the common acute lymphoblastic leukaemia antigen (CALLA) on B cells from human fetal tissues. A multiple phenotypic characterization. Clin Exp Immunol 1985 Feb;59(2):305-14.
3. Schlossman SF. Leucocyte typing V : white cell differentiation antigens : proceedings of the Fifth International Workshop and Conference : held in Boston, USA, 3-7 November, 1993. Oxford: Oxford University Press; 1995.
4. Taberero MD, Bortoluci AM, Alaejos I, Lopez-Berges MC, Rasillo A, Garcia-Sanz R, et al. Adult precursor B-ALL with BCR/ABL gene rearrangements displays a unique immunophenotype based on the pattern of CD10, CD34, CD13 and CD38 expression. Leukemia 2001 Mar;15(3):406-14.
5. Consolini R, Legitimo A, Rondelli R, et al. Clinical relevance of CD10 expression in childhood ALL. Haematologica. 1998;83:967-973.

## 6. EXPLANATION OF SYMBOLS

	Fluorochrome
	Product reference
	Content for <n> analysis
	Regulatory Status
	Research Use Only
	Manufacturer

## 7. MANUFACTURED BY:

**IMMUNOSTEP S.L.**  
**Address:** Avda. Universidad de Coimbra, s/n  
 Cancer Research Center (C.I.C)  
 Campus de Unamuno  
 37007 Salamanca (Spain)  
**Tel./fax:** (+34) 923 294 827  
**E-mail:** [info@immunostep.com](mailto:info@immunostep.com)  
[www.immunostep.com](http://www.immunostep.com)