immunostep
we know how

Step 1

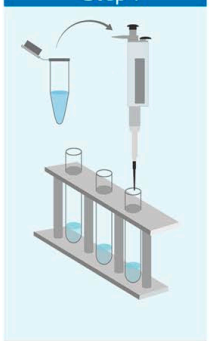

Sample preparation

Step 2

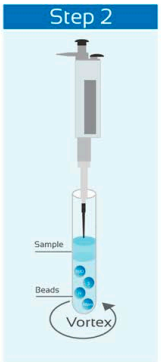

Add Sample and Beads

1 hour RT shaking

RT= Room Temperature

Step 3

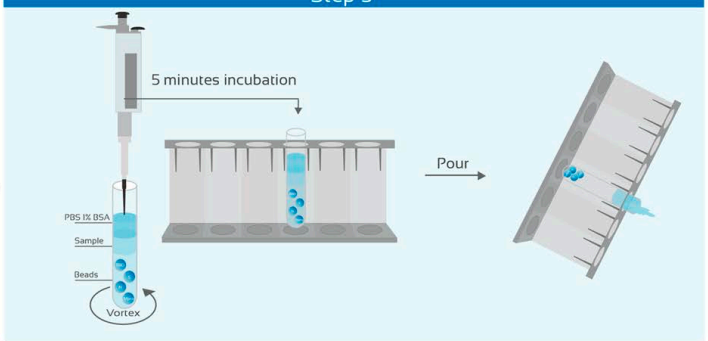

Add Wash Buffer (PBS 1% BSA), incubate in Magnetic rack and pour. Repeat the process (x2).

Step 4

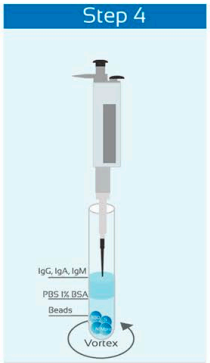

Resuspend and add beads

30 minutes RT Shaking

Room Temperature

Step 3: Repeat (x2)

Step 5

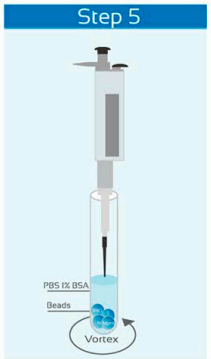

Resuspend

Step 6

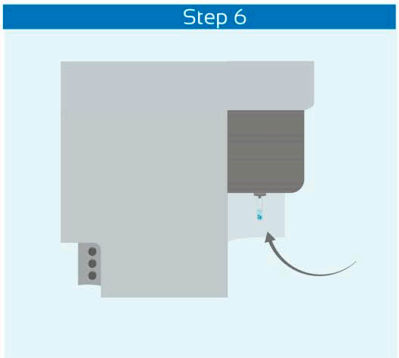

Acquisition on the flow cytometer

Step 7: Analysis of Results

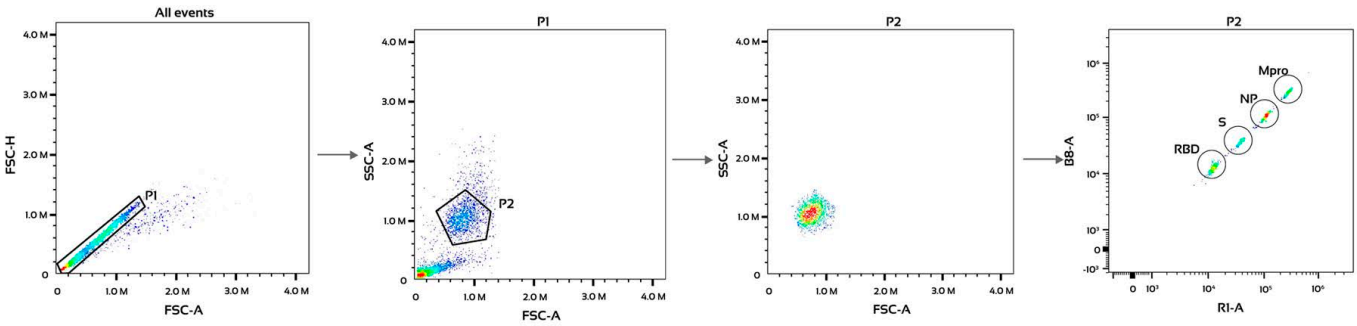

Analysis of results according to the data sheet specifications

immunostep
we know how

+34 923 29 48 27 info@immunostep.com www.sars-cov-2-test.immunostep.com

Proyecto subvencionado por el Ministerio de Industria, Comercio y Turismo, como parte del programa de ayudas para la fabricación de material sanitario por la crisis de la COVID-19 (2020).